

A graphic featuring a red hurricane icon on the left, followed by the word "Hurricane" in large yellow letters and "Preparedness" in white letters below it. The background is a sunset over the ocean.

Hurricane

Preparedness

A logo consisting of a white cross with four arrows pointing outwards from the center.

Memorial

Memorial Hurricane Preparedness

To help you prepare your family and household for a tropical storm or hurricane, Memorial has provided this Hurricane Preparedness Handbook.

If you are a Memorial employee, this guide also explains your role in Memorial's Hurricane Plan. Every employee has an essential role and is assigned to one or more of our response phases, which include the Hurricane Team and the Relief Team. Employees may also be called on to work in different settings or job functions as needs are identified. Please discuss your role in the Hurricane Plan with your department manager and your family.

During Hurricane Alert Status, direct contact with your manager or director is extremely critical.

Please keep them advised of your status and be sure to check your voicemail or mobile device frequently and keep in touch with your department for your responsibilities during a storm. Look for updates on our hospital website and on social media.

Remember, our patients and community are counting on us—and we are counting on you.

—Kent G. Nicaud, President / CEO
Memorial Health System

Contact Information

Main Hospital Line
(228) 867-4000

Employee Information Line
(228) 865-3073

Shelter Information
1 (866) 438-4636
(228) 865-4002

Hospital Command Center (HCC)
(228) 865-3212

Security
(228) 865-3636

Human Resources
(228) 865-3081

Your Manager's Number

NWS hurricane links,
forecasts, assessments
nhc.noaa.gov/gtwo.php

NOAA Weather Radio All Hazards
nws.noaa.gov/nwr

National Hurricane Center:
nhc.noaa.gov

Central Pacific Hurricane Center
prh.noaa.gov/cphc

NOAA Hurricane Website
nhc.noaa.gov

American Red Cross
redcross.org

Federal Emergency
Management Agency
fema.gov

Harrison County Civil Defense
1-228-865-4002
<http://co.harrison.ms.us>

Jackson County
Department of Public Safety
1-228- 769-3111
www.co.jackson.ms.us

Hancock County Emergency
Management Agency
1-228-255-0942
<http://www.hancockcounty.ms.gov>

MDOT
1-601-359-7001
www.GoMDOT.com
www.MSTraffic.com

American Red Cross
1-866-GET-INFO (438-4636)
www.redcross.org

MEMA
1-800-222-MEMA (6362)
www.msema.org

FEMA
1-800-621-3362
www.fema.gov

MS Highway Safety Patrol
601-987-1212
(*hp from any cell)
www.dps.state.ms.us

Lodging (Mississippi Tourism)
1-866-SEE-MISS (733-6477)
www.visitmississippi.org

Campsites (MS Wildlife,
Fisheries & Parks)
1-800-GO-PARKS (467-2757)
www.mdwfp.com

Animal Shelters
(MS Board of Animal Health)
1-888-722-3106
www.mbah.state.ms.us

Louisiana DOTD
1-225-379-1232
www.dotd.state.la.us

Louisiana State Police
1-800-469-4828
www.lsp.org

Alabama DOT
1-888-588-2848
www.dot.state.al.us

Alabama Highway Patrol
1-334-242-4128
www.dps.state.al.us

Arkansas DOT
1-800-245-1672
www.arkansashighways.com

Arkansas State Police
1-501-618-8100
www.asp.state.ar.us

Tennessee DOT
1-877-244-0065
www.tdot.state.tn.us/
tdotsmartway/

Tennessee Highway Patrol
1-615-862-8600
www.state.tn.us/safety/index.htm

Georgia DOT
1-888-635-8287 or
1-404-635-8000
www.georgia-navigator.com

Georgia State Patrol
1-404-624-6077
www.georgiastatepatrol.com

GEMA
1-404-635-7000
www.gema.ga.gov

Florida DOT
1-850-414-4100
www.dot.state.fl.us

MS Division of Medicaid
1-800-421-2408
www.dom.state.ms.us

MS Insurance Department
1-800-562-2957
www.mid.state.ms.us

Dept. of Mental Help Line
1-877-210-8513
www.dmh.state.ms.us

National Flood Insurance Program
1-888-379-9531
www.floodsmart.gov

Memorial Hurricane Plan

STORM ALERTS

Pre-alert status

When a hurricane enters the Gulf of Mexico or when our area is in any part of a cone of probability for a tropical storm, Memorial will issue a hurricane pre-alert status. Pre-alert status means employees need to be prepared to implement personal plans and preparations for the hospital. They should be aware that it is possible the hospital will move into Hurricane Alert Status on very short notice. Should Hurricane Alert Status become necessary, the Hurricane Staffing Plan will remain in effect until otherwise announced by Administration and employees are released by their manager.

PHYSICIAN CLINICS & OFF-CAMPUS FACILITIES

All physician clinics and off-campus employees will be contacted by their manager regarding closure time. After the storm call 865-3073 for return to work information. Information can be viewed on the hospital website at www.WeAreMemorial.com, Memorial social media, and will air on WLOX-TV and WXXV-TV if possible.

The Hurricane Team (Hospital)

WHEN TO REPORT

During Hurricane Alert Status, these employees are designated by the Directors/Managers to provide essential staffing. Directors/Managers take measures to minimize Hurricane Alert staffing because the ability of the hospital to support (house, feed, and care for) personnel is extremely limited. Employees assigned to work or requested to be present at the hospital will be on a "waiting to work" status. All hours will be computed as hours worked, and employees will be paid according to their status.

WHAT TO BRING

When preparing to report for duty during or after a storm, you'll need to have some essential items:

- ❑ Your Memorial identification badge
- ❑ Harrison County Civil Defense badge
- ❑ Sleeping bags, blankets, and pillows
- ❑ Several changes of clothing, uniforms and shoes
- ❑ Personal toiletries and towels
- ❑ Prescription medications
- ❑ Cash and small change
- ❑ Cell phone and charger
- ❑ Non-perishable food items
- ❑ Bottled water
- ❑ Miscellaneous personal items

The Relief Team (Hospital)

WHEN TO REPORT

Those staff members who are scheduled to work after the storm should remember that they are required to report for work in a timely manner and call 865-3073 to find out when. Information can be viewed on the hospital website at www.WeAreMemorial.com, Memorial social media (Facebook and Twitter) and will air on WLOX-TV and WXXV-TV if possible.

WHAT TO BRING

Your Memorial identification badge, Harrison County Civil Defense badge, a change of clothing and your medication should be adequate preparation in most cases, even if you are detained at the hospital longer than expected. However, given a unique situation, please be advised to use your best judgement.

Meals

Meal vouchers will be distributed at check in. Each employee will be entitled to three meals per day at no charge. Menu items will be limited. Visitors will be charged for meals.

We have reviewed and updated our Hurricane Plan to ensure that we can take care of our patients and community while allowing you to meet family responsibilities during a hurricane or severe weather. Memorial's Hurricane Plan can be found online at www.WeAreMemorial.com — Click on “Hurricane Booklet.”

Schedule Changes

An employee must receive approval from his/her manager prior to making assignment or scheduling changes. Disciplinary Action, up to and including termination, will result from any of the following:

1. Failure to report for duty
2. Failure to report in a timely manner
3. Failure to complete duty assignments during a disaster (including during and after hurricanes).

Security

ACCESS TO THE HOSPITAL.

Access to Memorial facilities will be limited and closely monitored. All employees must initially check in at the registration desk and must be prepared to present their Memorial identification badges for access.

IDENTIFICATION BADGES

Employees are required to wear their Memorial badges in plain view at all times.

SHELTERING

Memorial is not a designated general population shelter. As such, no boarders will be allowed. No relatives of employees, including spouses, will be allowed to stay in the hospital during the alert status. The only exceptions to the rule are:

- One visitor/family member per patient
 - Children of staff members working or waiting to work will be allowed in the hospital during alert status if no other arrangements can be made.
- Employees wishing to park in the parking garage must have a Memorial parking decal.

General Information

TRAVEL PASSES

We will issue Harrison County Civil Defense permits allowing members of the Hurricane Team and the Relief Team to pass through restricted areas to come to work. You must also have

your hospital ID badge in order for the permit to be accepted.

COMMUNICATION

In the event of an impending hurricane, the disaster hotline 865–3073 will provide updates for the Hospital. However, the disaster hotline is not intended to replace communication with your supervisor, manager, or director. Be sure to check your home answering machine or mobile devices frequently, keep in touch with your department for your responsibilities during a storm and provide a number where you can be reached. Information can also be obtained on the radio at 90.3 FM—Mississippi Public Broadcast; on television at WLOX-TV News 13 or WXXV-TV; or online at www.WeAreMemorial.com and Memorial social media.

The following steps have been taken to enhance Memorial's ability to communicate:

1. Additional satellite telephones
2. Satellite Internet access
3. Additional 800 MHz radios
4. Alternative television antenna system will allow the Main Campus to access local television in the event cable television reception is lost.
5. Internet updates reporting the status of the hospital and when to return to work can be viewed on the hospital's website at www.WeAreMemorial.com posted by distant web masters if local access to the website is lost. This allows those who have evacuated to remain informed.
6. Bulletin boards located outside the cafeteria and The Village Food Court on the Main Campus will be utilized to display important information prominently.

Your Family's Hurricane Plan

TERMS TO KNOW

Hurricane Watch

- ✦ Hurricane conditions are possible within the specified coastal area. Because hurricane preparedness activities become difficult once winds reach tropical storm force, the hurricane watch is issued 48 hours in advance of the anticipated onset of tropical-storm-force winds.

Hurricane Warning

- ✦ Hurricane conditions are expected in the specified area of the warning. Because hurricane preparedness activities become difficult once winds reach tropical storm force, the hurricane warning is issued 36 hours in advance of the anticipated onset of tropical-storm-force winds.

Tropical Storm Watches & Warnings

- ✦ Take these alerts seriously. Although Tropical Storms have lower wind speeds than hurricanes, they often bring life-threatening flooding and dangerous winds.

BEFORE HURRICANE SEASON

- ✦ Determine safe evacuation routes inland.
- ✦ Learn location of official shelters.
- ✦ Make emergency plans for pets.
- ✦ Check emergency equipment, such as flashlights, generators & battery-powered NOAA Weather Radio All Hazards and cell phones.
- ✦ Buy food that will keep and store drinking water.
- ✦ Buy plywood or other material to protect your home.
- ✦ Clear loose and clogged rain gutters and downspouts. Trim trees and shrubbery.
- ✦ Decide where to move your boat in an emergency.
- ✦ Review your insurance policy.

DURING THE STORM

When in a Watch area...

- ✦ Listen frequently to radio, TV or NOAA Weather Radio All Hazards for storm bulletins.
- ✦ Fuel and service your vehicles.
- ✦ Inspect and secure mobile home tie-downs.
- ✦ Board up windows in case the storm moves quickly and you have to evacuate.

- ✦ Stock up on batteries, food that will keep, first aid supplies, drinking water and medications.
- ✦ Store lawn furniture and other loose, light-weight objects, such as garbage cans and garden tools.
- ✦ Have cash on hand in case power goes out and ATMs don't work.
- ✦ Live in a mobile or manufactured home. They are unsafe in high winds no matter how well fastened to the ground.
- ✦ Live on the coastline, an offshore island or near a river or flood plain. In addition to wind, flooding from storm surge waves is a major killer.
- ✦ Live in a high-rise. Hurricane winds can knock out electricity to elevators, break windows and more.

When in a Warning area

- ✦ Closely monitor radio, TV or NOAA Weather Radio All Hazards for official bulletins.
- ✦ Close storm shutters.
- ✦ Follow instructions issued by local officials. Leave immediately if ordered!
- ✦ If evacuating, leave as soon as possible. Stay with friends or relatives, at a low-rise inland motel or at a designated public shelter outside the flood zone.
- ✦ DO NOT stay in a mobile or manufactured home.
- ✦ Notify neighbors and a family member outside the warned area of your evacuation plans.
- ✦ Take pets with you if possible, but remember, most public shelters do not allow pets other than those used as service animals. Identify pet-friendly motels along your evacuation route.

If staying in a home...

- ✦ Turn refrigerator to maximum cold & keep closed.
- ✦ Turn off utilities if told to do so by authorities.
- ✦ Turn off propane tanks.
- ✦ Unplug small appliances.
- ✦ Fill bathtub & large containers with water in case tap water is unavailable. Use water in bathtubs for cleaning & flushing only. Do NOT drink it.

If winds become strong...

- ✦ Stay away from windows & doors, even if covered. Shelter in a small interior room, closet or hallway.
- ✦ Close all interior doors. Secure and brace external doors.
- ✦ In a two story house, go to an interior 1st floor room.

- ✦ In a multi-story building away from water, go to the 1st or 2nd floor; stay in halls or other interior rooms away from windows.
- ✦ Lie on the floor under a table or other sturdy object.

Be alert for...

- ✦ Tornadoes. They are often spawned by hurricanes.
- ✦ The calm “eye” of the storm. It may seem like the storm is over but after the eye passes, winds change direction and can quickly return to hurricane force.

AFTER THE STORM

- ✦ Keep listening to radio, TV or NOAA Weather Radio.
- ✦ Wait until an area is declared safe before entering.
- ✦ Watch for closed roads. If you come upon a barricade or a flooded road, Turn Around Don't Drown!TM
- ✦ Avoid weakened bridges and washed out roads.
- ✦ Stay on firm ground. Moving water only 6 inches deep can sweep you off your feet. Standing water may be electrically charged from power lines.
- ✦ Once home, check gas, water and electrical lines and appliances for damage.
- ✦ Use a flashlight to inspect for damage. Never use candles and other open flames indoors.
- ✦ Do not drink or prepare food with tap water until you know the water is safe.

What to bring to the shelter

- ❑ First aid kit
- ❑ Medicine, prescriptions
- ❑ Baby food and diapers
- ❑ Games, books, music players with headphones
- ❑ Toiletries
- ❑ Battery-powered radio
- ❑ Cell phone and charger
- ❑ Flashlights
- ❑ Extra batteries
- ❑ A blanket or sleeping bag for each person
- ❑ Identification
- ❑ Copies of key papers such as insurance policies
- ❑ Cash and credit card

1 WHETHER OR NOT YOU PLAN TO EVACUATE, TAKE THESE STEPS NOW:

- ✦ Evaluate the strength of your house for hurricane readiness—before a storm—so if anything is wrong you can get it fixed. Discuss the type of hazards that could affect your family. Know your home's vulnerability to storm surge, flooding and wind.
- ✦ Get important papers in order. Long before a storm threatens, collect important documents and items into plastic bags for safe keeping.
- ✦ Keep a detailed inventory of your possessions. To help speed payment of an insurance claim, videotape or photograph your belongings before a hurricane. Business owners should do the same with equipment in the workplace.
- ✦ Check your insurance coverage—flood damage is not usually covered by homeowners insurance. Don't wait until a hurricane is bearing down on you before you start wondering what kinds of damage are covered by your insurance policies.
- ✦ Designate an out-of-state friend as a family contact, so family members have a single point of contact.
- ✦ Determine escape routes from your home and places to meet. These should be measured in tens of miles rather than hundreds of miles.
- ✦ Take some classes in First Aid, CPR and disaster preparedness.
- ✦ Talk to kids, but don't scare them. Long before the season begins, parents should begin explaining to children what hurricanes are, the dangers they pose and the safety measures to take against them.
- ✦ Post emergency telephone numbers by your phones, and make sure your children know how and when to call 911.
- ✦ Use a weather radio. Remember to replace its battery every 6 months, as you do with your smoke detectors.
- ✦ Plan ahead for people with special needs. A person with special needs is anyone who may need specialized help during or after a hurricane threat, either in or outside an evacuation zone. That can include a child or anyone with a disability, serious illness, or the need for life-support equipment that requires electricity.

Your Family's Hurricane Plan

- ◆ Fill prescriptions before the storm, and plan to have enough medications for a minimum of two weeks. The emergency refill law now allows you to obtain a 30-day supply of medications when an emergency is announced.
- ◆ Protect your pets and animals. Decide now what to do with your pets in the event of a hurricane. Make a plan now for what to do with your pets if you need to evacuate.
- ◆ Take steps to protect computers and electronics. For all the advantages of a personal computer or a high-tech home office setup, there are huge disadvantages to being plugged in during the approach of a serious storm: the loss of data can be devastating. While it's simple enough to log off, shut down and unplug at the first warning signs, you might want to take a few extra steps to preserve information that is vital to a home-based business or the family archives.

HURRICANE KIT—KEEP ON HAND THROUGHOUT HURRICANE SEASON:

- When you are collecting supplies, make sure you have enough of everything for at least two weeks.
- Clean containers for storing drinking water—You will need a gallon per person per day for drinking and sanitation. Have a two-week supply on hand for each person.
- Gallon-sized freezer bags for making ice—fill them with water and freeze as many as you can a few days before the storm is expected to arrive.
- Household bleach, without scent, or water purification tablets to purify water.
- Tools—Hammer and nails; ax or hatchet; crowbar; screwdrivers; pliers; a drill (consider battery powered) with screwdriver bits and adapters to install bolts; extra fasteners and bolts for shutters; a knife; handsaw
- Duct tape and masking tape
- Flashlight for each member of the family with extra batteries
- Radio or battery-powered TV with extra batteries
- Fire extinguisher
- Lantern with extra fuel or batteries
- Wooden kitchen matches or lighter in a plastic bag or plastic film container
- A charcoal or gas grill with a supply of fuel so you can cook if you are left without electricity or gas. Never use a grill inside.
- Fuel for generator or chain saw
- Sterno stove, with extra fuel
- Oven mitts to handle hot cookware
- Coolers and disposable plastic eating utensils
- Hand-operated can opener
- Soap (with a covered plastic container)
- Toiletries and hand sanitizer
- Toilet paper in plastic bags to keep it dry
- Needle and thread
- Mosquito repellent & sunscreen
- Extra prescription medications
- Disposable diapers and wipes
- Several boxes of garbage bags, with ties, to collect trash and store goods to keep them dry
- Large plastic trash cans with sealing lids work well for the storage of most items. As alternatives, try duffel bags, camping backpacks or cardboard boxes
- Rope or heavy cord
- Tarpaulin, canvas or 6-mil plastic sheeting for making temporary roof repairs or tents
- Safety razor blades
- Whistle or air horn
- Cash (most ATMs will not be operational)

Pet care items

- Cat litter, which also is good for soaking up spills
- A two week food & water supply
- Proper records for identification, immunizations, & medications
- A carrier or cage
- Muzzle and leash

First-aid

- Keep in waterproof containers.
- First-aid manual
- Sterile adhesive bandages in assorted sizes
- A dozen 2-inch and 3-inch sterile gauze pads
- Hypoallergenic adhesive tape
- Three triangular bandages
- Three rolls of sterile roller bandages
- Scissors and tweezers

NOW is the best time to make detailed plans to protect your home and your family.

- ❑ Needle, for sewing and removing splinters
- ❑ Bar of soap in waterproof container
- ❑ Packets of moistened towelettes
- ❑ Antiseptic spray
- ❑ Hydrogen peroxide, for cleaning wounds
- ❑ Rubbing alcohol
- ❑ Iodine, for purifying water and disinfecting wounds
- ❑ Thermometer
- ❑ Ointments for burns and cuts
- ❑ Various sizes of safety pins
- ❑ Latex gloves
- ❑ Aspirin, acetaminophen and antacid tablets
- ❑ Petroleum jelly to relieve itching

Non-perishable foods

- ❑ Replace stored goods every six months.
- ❑ Canned meats/ fish, such as tuna, chunky chicken or ham (Don't forget the can opener)
- ❑ Canned fruits (packed in juice, not syrup)
- ❑ Powdered drink mixes
- ❑ Fruit juices, vegetable juices, soft drinks
- ❑ Jelly and/or honey
- ❑ Peanut butter
- ❑ Canned vegetables
- ❑ Canned soups, stews and chili
- ❑ Powdered and/or evaporated milk
- ❑ Instant coffee, tea and cocoa

- ❑ Unsalted nuts, chips, snack foods
- ❑ Gatorade or PowerAde
- ❑ Bouillon cubes
- ❑ Nonperishable pudding and gelatin
- ❑ Specific items for family members who are young, elderly or have special needs.

2 A STORM IS NEAR—YOU DON'T PLAN TO EVACUATE

Add to your supplies list:

- ❑ Automobile Fuel
- ❑ Cash
- ❑ Bottled water
- ❑ Apples, lemons, bananas, oranges (all keep several days at room temperature)
- ❑ Raisins and other dried fruits
- ❑ Cheese spreads that don't need refrigeration
- ❑ Ready-made baby formula (not powder or concentrate)
- ❑ Baby food in jars
- ❑ Cookies, crackers, chips, and snack foods
- ❑ Small boxes of dry cereal
- ❑ Bread, muffins or bagels
- ❑ Condiments—ketchup, mustard, onions, garlic, oil and vinegar to spice up canned vegetables.

Secure your residence.

- ❑ Identify an interior room, without windows, as your safe room.
- ❑ Stock it with a couple of mattresses, water, batteries,

flashlight, medications and a portable TV/radio. Assign everyone a space.

- ❑ Establish a signal so everyone in the house will know when it is time to enter.
- ❑ Barricade the door for extra protection.
- ❑ Do a few practice runs especially if you have children—make it fun so as not to scare them.
- ❑ Board or shutter all windows.
- ❑ Make sure your patios are free of planters, BBQ grills, chairs, or anything that can be blown around. If you have a swimming pool, drain the water level in the pool by about one foot.
- ❑ Place bottles of water in the freezer. When the power goes out, these will help to keep items in your freezer in a frozen state and when thawed, can be used as drinking water.
- ❑ Set your freezer to the coldest setting at least 24 hours before the hurricane arrives.
- ❑ Fill the bathtub with water.

Your Family's Hurricane Plan

3

PLAN NOW TO EVACUATE IF:

- ◆ You live close to the water.
- ◆ You live in a low lying area.
- ◆ You live in a trailer. Securely anchor your mobile home. If you live in a mobile home, you probably already know the routine when a hurricane is headed your way: pack up and head to safer quarters before the wind starts howling.
- ◆ You have special medical needs that require electrical power.

Prearrange your destination.

- ◆ Make plans to stay with family or friends who are unlikely to be evacuated from their homes, or call early to make reservations at a hotel or motel out of the projected path of the storm.

Expect to leave early.

- ◆ The more complicated your departure will be, the sooner you need to leave—even before the evacuation order is official and routes become jammed with traffic.

Practice your route.

- ◆ Work out an evacuation route avoiding Highway 49 and I-10 as much as possible. Make a practice run.

Plan for transportation.

- ◆ Roads are closed when sustained winds reach 45 mph. Make sure your driver can transport you well in advance of hurricane evacuation warnings and can accommodate any equipment or supplies that need to be taken with you. If you need ambulance transportation, do not wait until the last minute to call. AMR can't run their ambulances when the wind is above 35 mph. If you have a vehicle, keep it full of fuel at all times.

Take food and water in the car.

- ◆ Snacks and meal replacement bars could be a real benefit if you get stuck sitting in traffic for hours on end in heat, humidity and rain, or if restaurants along your route are closed or overcrowded.

Pack these special provisions in advance.

- ◆ Keep your bag ready to prevent having to pack at the last minute—possibly forgetting something very important.
- Emergency cash
- Identification information including name, address, phone number and social security number

- A list of names, addresses and phone numbers of family and friends—include people to contact in case of an emergency. List at least one person who lives locally and another who lives out of state. Remember, your local contact may have home damage and downed phone lines, so an out-of-state contact may be easier to reach by phone.
- Names and phone numbers of physicians
- Medical history
- A list of medications and prescribing instructions
- Health insurance information including addresses, phone numbers, policy numbers, etc.
- Copy of your home or renters' insurance coverage—check early to be sure it includes replacement coverage.

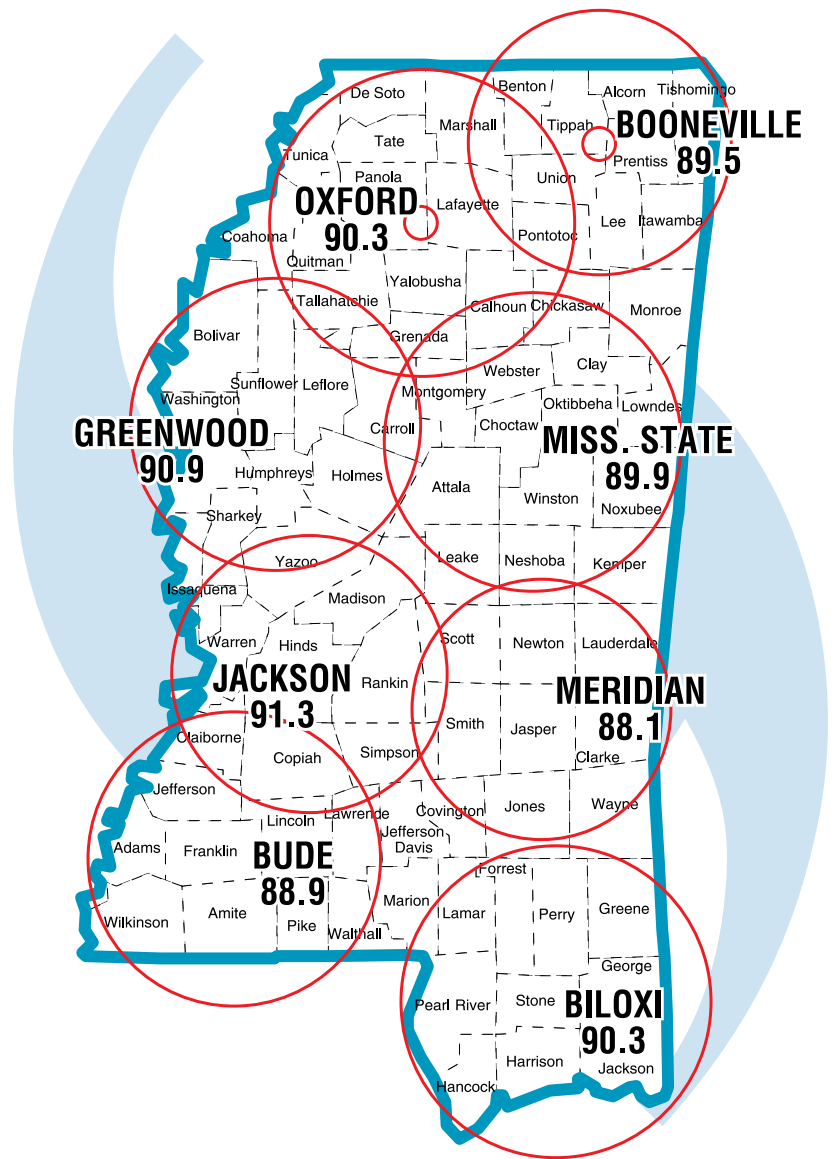
Plan 14 days of these items

- Foods for special diets (non-perishable foods)
- Food supplements
- Changes of clothing
- Medications

Contraflow Plans & Radio Coverage

INTERSTATES 59 AND 55 CONTRAFLOW PLANS

- ✦ In an effort to assist the state of Louisiana, MDOT will implement contraflow (lane reversal) for both I-59 and I-55 when requested by Louisiana and approved by the Governor of Mississippi. Category III, IV or V hurricanes in the Gulf of Mexico are situations that might cause a mandatory evacuation of the greater New Orleans area. (Contraflow operations cannot be considered on Highway 49).
- ✦ The decision to contraflow is NOT automatic and will only be used when absolutely necessary. Citizens should not delay their evacuation plans in anticipation of contraflow.
- ✦ The I-59 contraflow operations would begin in Louisiana, extend into Mississippi, and end just south of Hattiesburg.
- ✦ The I-55 contraflow operations would begin in Louisiana, extend into Mississippi, and end just south of Brookhaven.
- ✦ All exits within the contraflowed sections of the interstate highways will remain open as traffic conditions allow. Law Enforcement Officers will be present to assist with traffic control.
- ✦ The shoulders of both Interstates 59 and 55 should be kept clear for emergency vehicles. Motorists needing to stop should use the next available exit.
- ✦ Hancock County residents traveling West into Louisiana on I-10 will be routed North onto I-59 at the I-10/I-12 split.
- ✦ Tune-in to Mississippi Public Broadcasting radio stations for emergency information and updated road conditions (see Radio Coverage Areas).



Mississippi Public Broadcasting FM Radio

TRAFFIC CONTROL AROUND HATTIESBURG

- ✦ MDOT will enforce the following procedures in the Hattiesburg area to avoid severe congestion at the intersections of three major routes.
- ✦ **Northbound traffic on Hwy 49** may NOT be allowed to exit at either Hwy 98 or I-59.
- ✦ **Northbound traffic on I-59** can ONLY exit at Hwy 11 (Exit 60) or West on Hardy Street/Hwy 98 (Exit 65).
- ✦ **Westbound traffic on Hwy 98** may NOT be allowed to exit onto Hwy 49, but directed to merge onto I-59 instead.

In-state Evacuation Routes

FROM JACKSON COUNTY:

- ✦ Hwy 57 to Hwy 45N at state line to I-20 at Meridian
- ✦ Hwy 57 to Hwy 98W at McLain to Hwy 15N to I-20 at Newton
- ✦ Hwy 63 to Hwy 57N to Hwy 45N to I-20 at Meridian

FROM HARRISON COUNTY:

- ✦ Hwy 53 to Hwy 26W at Poplarville to Hwy 43N to Hwy 13N *
- ✦ Hwy 15 to Hwy 26E to Hwy 57N to Hwy 45N at State Line to I-20 at Meridian
- ✦ Hwy 15 to Hwy 26W to Hwy 43N then to Hwy 13N *
- ✦ Hwy 67 to Hwy 49N to Hwy 26, then either eastbound or westbound

FROM HANCOCK COUNTY:

- ✦ Hwy 43 to Hwy 13N *
- ✦ Hwy 603N to Hwy 53N to Hwy 26W to Hwy 43N to Hwy 13N *
- ✦ I-10W to I-59N to I-20 at Meridian

FROM HIGHWAY 49 BELOW HATTIESBURG:

Traveling East

- ✦ At Wiggins, take Hwy 29N to I-59 at Ellisville to I-20 at Meridian

Traveling West

- ✦ At Wiggins, take Hwy 26W to Hwy 43N to Hwy 13N *

*Options at Highway 13

- ✦ Hwy 13N to I-20 at Morton or Hwy 13N to Hwy 28W to Hwy 27N to I-55 or onto I-20 at Vicksburg

FROM HWY 49 ABOVE HATTIESBURG:

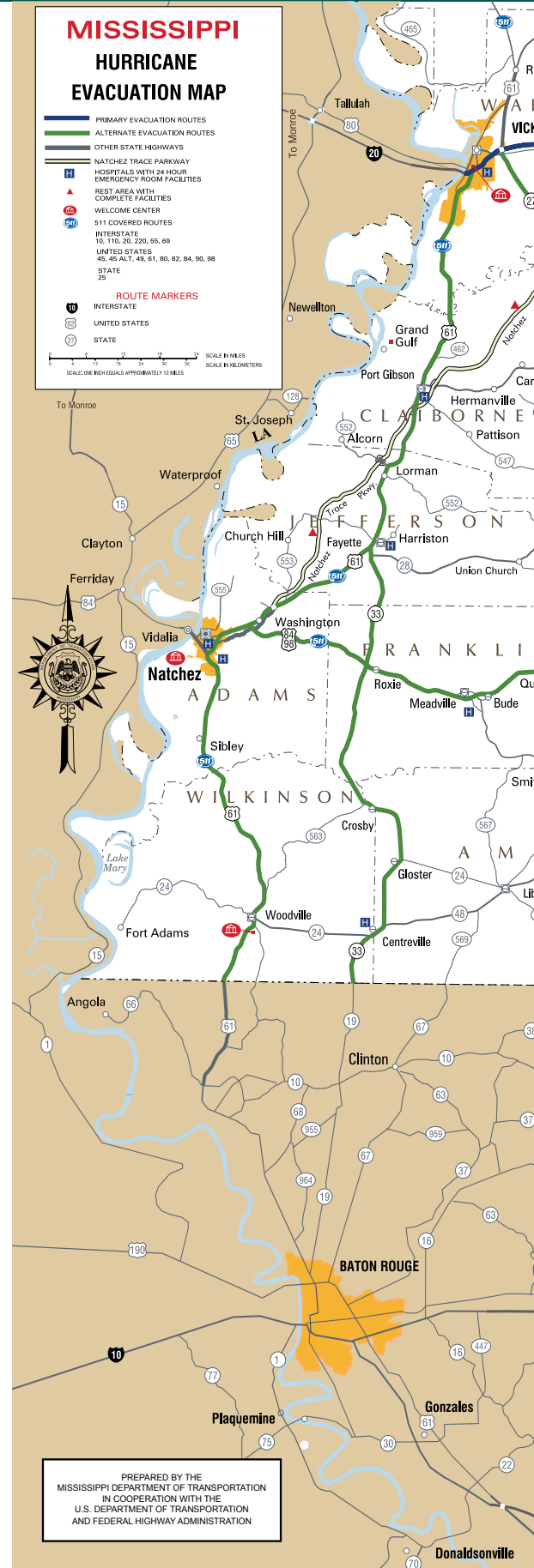
- ✦ **At Collins**—Hwy 84W either to I-55 at Brookhaven to I-20 at Jackson or to Hwy 61 at Natchez north to I-20 at Vicksburg or west back into Louisiana
- ✦ **At Mount Olive**—Hwy 35N to I-20 at Forest
- ✦ **At Magee**—Hwy 28W to Hwy 27N to I-55 or onto I-20 at Vicksburg
- ✦ **At Mendenhall**—Hwy 13N to I-20 at Morton
- ✦ **At Florence**—Hwy 469N to Hwy 468W to I-20 at Brandon

FROM I-59 ABOVE HATTIESBURG:

- ✦ **At Ellisville**—Hwy 29N to Hwy 28W to Hwy 35N to I-20 at Forest
- ✦ **At Laurel**—Hwy 84E to Hwy 45N at Waynesboro to I-20 at Meridian

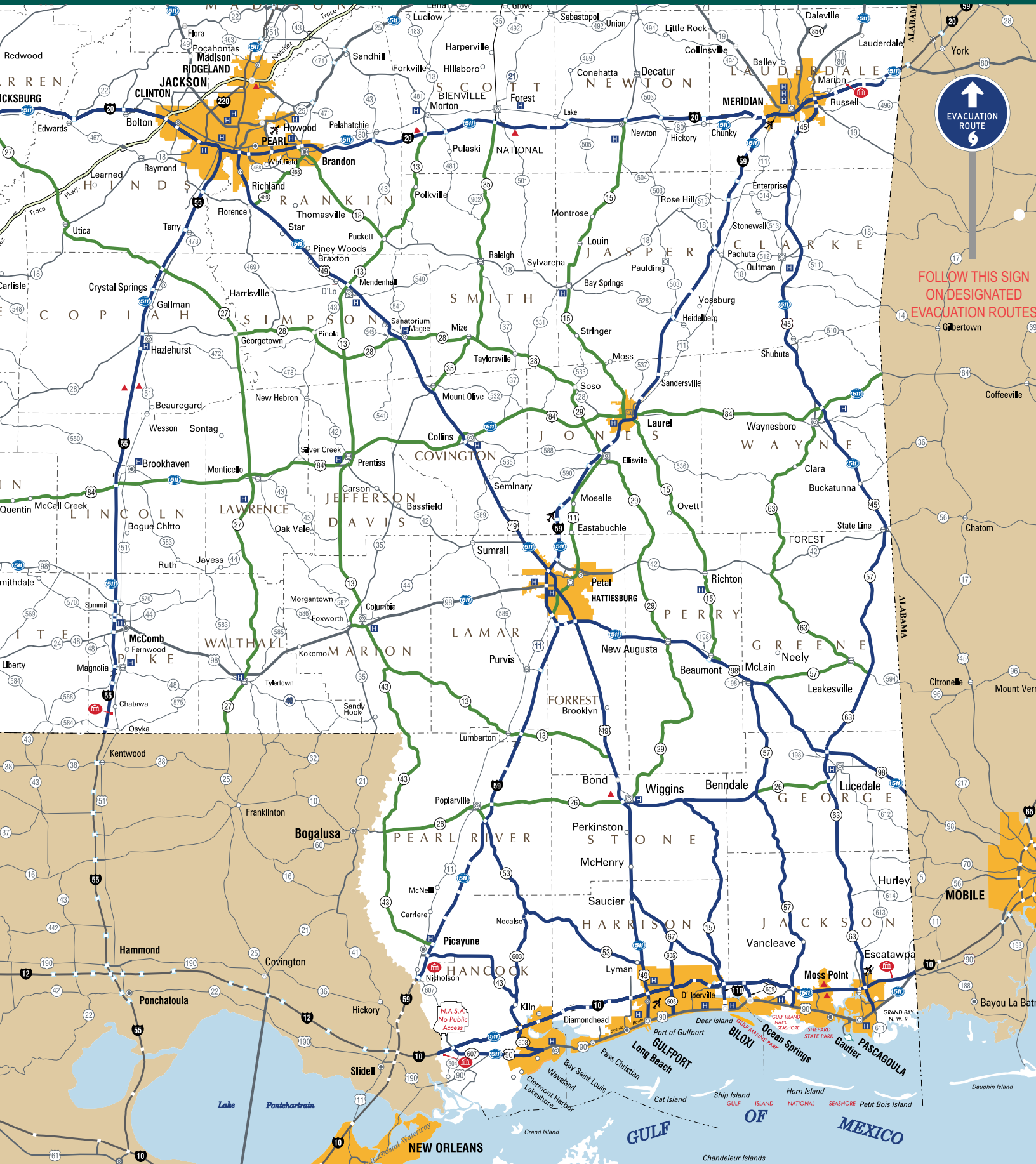
FROM HIGHWAY 98 BETWEEN ALABAMA STATE LINE & HATTIESBURG:

- ✦ Hwy 63 to Hwy 45N to I-20 at Meridian
- ✦ Hwy 57 to Hwy 45N at State Line to I-20 at Meridian
- ✦ Hwy 15 to I-20 at Newton or I-59 to Meridian
- ✦ Hwy 29 to I-59 at Ellisville or onto Hwy 28W to Hwy 27N to I-55 or onto I-20 at Vicksburg



PREPARED BY THE
MISSISSIPPI DEPARTMENT OF TRANSPORTATION
IN COOPERATION WITH THE
U.S. DEPARTMENT OF TRANSPORTATION
AND FEDERAL HIGHWAY ADMINISTRATION

Hide from the wind, run from the water. Regardless the path of the hurricane, "Scram Northbound," DO NOT evacuate parallel to the coast, evacuate NORTH. Consider taking an alternate evacuation route to arrive at your final destination in order to relieve traffic congestion on Highway 49. Alternate evacuation routes are listed below and posted to the map on the reverse side.



Hotels & Motels

Reservations can always be canceled.
The sooner you make yours,
the closer you can be to home.

Hattiesburg, MS

Howard Johnson
Express.....(800) 221-5801
Holiday Inn University.....(888) 465-4329
Fairfield Inn.....(844) 764-3378
Super 8 Motel.....(800) 800-8000
Days Inn.....(800) 329-7466
Quality Inn.....(877) 424-6423
Comfort Inn.....(877) 424-6423
Best Western Inn.....(800) 780-7234
Baymont Inn.....(866) 999-1111
Dru's Inn.....(601) 544-6837
Scottish Inn.....(601) 582-1211
Ramada Limited.....(800) 272-6232
Motel 6.....(800) 466-8356
Courtyard.....(800) 228-9290
La Quinta Inn.....(866) 725-1661
Microtel Inn & Suites.....(800) 771-7171

Laurel, MS

Comfort Suites.....(877) 424-6423
Budget Inn.....(800) 780-5733
Hampton Inn.....(800) 426-7866
Econo Lodge.....(877) 424-6423

Jackson, MS

Days Inn.....(800) 329-7466
Quality Inn & Suites.....(877) 424-6423
Comfort Inn Airport.....(877) 424-6423
Best Western Inn.....(800) 780-7234
Fairfield Inn.....(844) 764-3378
La Quinta Inn & Suites.....(866) 725-1661
Regency Hotel.....(601) 969-2141
TownePlace Suites.....(888) 236-2427
Microtel Inn.....(800) 771-7171
Edison Walthall Hotel.....(601) 948-6161
Super 8 Motel.....(800) 800-8000
Courtyard.....(888) 236-2427
Residence Inn.....(888) 236-2427
Sleep Inn.....(877) 424-6423
Ramada Inn.....(800) 272-6232
Holiday Inn Express.....(888) 465-4329

Econo Lodge.....(877) 424-6423
Jackson Marriott.....(800) 256-9194

Vicksburg, MS

Battlefield Inn.....(601) 638-5811
Fairfield Inn.....(844) 764-3378
Hampton Inn.....(800) 426-7866
Best Western Inn.....(800) 780-7234
Econo Lodge.....(877) 424-6423
La Quinta Inn.....(866) 725-1661
Super 8 Motel.....(800) 800-8000
Motel 6.....(800) 466-8356
Comfort Inn.....(800) 424-6423
Holiday Inn Express.....(888) 465-4329

Meridian, MS

Econo Lodge.....(877) 424-6423
Howard Johnson.....(800) 221-5801
Comfort Inn.....(877) 424-6423
Holiday Inn Express.....(888) 465-4329
Microtel Inn & Suites.....(800) 771-7171
Quality Inn.....(877) 424-6423
Blanks Motel.....(601) 485-9741
La Quinta Inn.....(866) 725-1661

Alexandria, LA

Quality Inn.....(877) 424-6423
Parc England Hotel.....(318) 445-7574
Best Western Inn.....(800) 780-7234
Ramada.....(800) 272-6232
Super 8 Motel.....(800) 800-8000
Clarion Hotel.....(877) 424-6423
Days Inn.....(800) 329-7466
Alexandria Inn.....(800) 760-7718
La Quinta Inn.....(800) 642-4241

Shreveport, LA

Microtel Inn.....(800) 771-7171
Quality Inn.....(877) 424-6423
Holiday Inn Express.....(888) 465-4329
Best Western.....(800) 780-7234

Courtyard.....(888) 236-2427
Residence Inn.....(888) 236-2427
Fairfield Inn.....(844) 764-3378
La Quinta Inn.....(800) 642-4241

Montgomery, AL

Best Western Inn.....(800) 780-7234
Comfort Inn.....(877) 424-6423
Quality Inn.....(877) 424-6423
Days Inn.....(800) 329-7466
Country Inn.....(800) 760-7718
Executive Inn.....(334) 288-8110
Budget Inn.....(800) 780-5733
Econo Lodge.....(877) 424-6423
Holiday Inn.....(888) 465-4329
Baymont Inn.....(866) 999-1111
Embassy Suites.....(800) 362-2779
Hampton Inn.....(800) 426-7866
La Quinta Inn.....(866) 725-1661
Ramada.....(800) 272-6232
Motel 6.....(800) 466-8356
Residence Inn.....(888) 236-2427
Super 8 Motel.....(800) 800-8000
Courtyard.....(800) 236-2427
Springhill Suites.....(334) 245-2088

Birmingham, AL

Days Inn.....(800) 329-7466
TownePlace Suites.....(888) 236-2427
Best Western Inn.....(800) 780-7234
Holiday Inn.....(888) 465-4329
Oak Mountain Lodge.....(205) 991-0100
Hampton Inn.....(800) 426-7866
Fairfield Inn.....(844) 764-3378
Comfort Inn.....(877) 424-6423
Budget Inn.....(800) 780-5733
Courtyard.....(888) 236-2427
La Quinta Inn.....(866) 725-1661
Radisson Hotel.....(888) 201-1718
Embassy Suites.....(800) 362-2779
Sky Inn.....(205) 925-6828
Residence Inn.....(205) 731-9595

Campgrounds

MISSISSIPPI

Askew's Landing-Edwards
(601) 852-2331

Cox's Cumrovin-Flowood
(601) 992-1582

Goshen Springs-Brandon
(601) 829-2751

Yogi on the Lake-Pelahatchie
(601) 854-6859

MS Petrified Forest-Flora
(601) 879-8189

Pelahatchie Lake-Pelahatchie
(601) 854-6859

Swinging Bridge-Byram
(601) 502-1101

Timberlake-Brandon
(601) 992-9100

Wendy Oaks-Florence
(601) 845-2267

Rivertown Campground-Vicksburg
(601) 630-9995

Crow's Neck-Tishomingo
(662) 438-6495

Bogue Chitto Water Park
Campground-McComb
(601) 684-9568

D'Lo Water Park-D'Lo
(601) 847-4310

Natchez State Park
Campground-Natchez
(601) 442-2658

Dry Creek Water Park-Mt. Olive
(601) 797-4619

Dwayne Hayes Recreation
Area-Columbus
(662) 434-6939

Travelers Camper Park-Byhalia
(662) 838-2912

Frog Hollow-Grenada
(662) 226-9042

Frog Level-Philadelphia
(601) 650-0044

Hidden Springs Resort-Tylertown
(601) 876-4151

Battlefield Campground-Vicksburg
(601) 636-2025

Lake Lincoln State Park
Campground-Wesson
(601) 643-5736

FLORIDA

Adventures Unlimited-Milton
(850) 623-6197

Black Jack Creek-Jay
(850) 675-5142

Campers Inn
Panama City Beach
(866) 872-2267

Camping on the Gulf-Destin
(850) 837-6334

Cedar Lakes-Milton
(850) 626-9291

Cedar Pines RV Campgrounds
Milton
(850) 623-8869

Destin Campgrounds-Destin
(850) 837-6511

Destin RV Beach Resort-Destin
(850) 837-3529

Eagles Landing-Holt
(850) 537-9657

Emerald Beach-Navarre
(850) 939-3431

Farmers' Opry House-Pace
(850) 994-6000

Gulf Pines-Milton
(850) 623-0808

Lake Kristina
Campgrounds-Milton
(850) 623-3734

Lakeside at Barth-Molino
(850) 587-2322

Leisure Lakes-Pensacola
(850) 941-4030

Magnolia Beach-Navarre
(850) 939-2717

Maxwell/Gunter Military
Recreation Facility-Niceville
**(available to retired
and active military only)**
(850) 897-2411

Navarre Beach Campground
Navarre
(850) 939-2188

Lake City Campground
Lake City
(866) 773-2267

Pelican Palms-Milton
(850) 623-0576

Pineglen RV Park
Panama City Beach
(877) 740-8535



Stay Safe. Be Prepared

Harrison County Civil Defense
1 (228) 865-4002

Jackson County Department of Public Safety
1 (228) 769-3111

Hancock County Emergency Management Agency
1 (228) 255-0942

MDOT
1 (228) 359-7001

4/2022

Photography by **Tim Isbell**